



lumini Solucoes em Iluminacao LTDA  
www.lumini.com.br  
Email: laboratorio@lumini.com.br  
Tel: +55 11 3437-5555 Fax: +55 11 3437-5555  
Address: Rua Ferreira Viana, 716 - Socorro - São Paulo/SP

---

## lumini

---

LumCAT:

Luminaire: mini downled r serie 2 e fa

LampCAT: modulo led 4W 30K irc 90

Ballast type: led driver 700mA

Report No:

Voltage(V): 125.0000

Test No:

Current(A): 0.0450

Number of Lamps: 1

Power (W): 5.6250

Lamp flux(lm): 429.0

PF: 0.0000

Length(mm): 26

Width(mm): 26

Phm Type: C

Height(mm): 0

---

## Photometric Results

---

Lumens(lm): 174.92, Efficiency(%): 40.77% , Luminous Efficacy(lm/W): 31.10

Central intensity(cd): 420.789, Maximum intensity(cd): 420.789

Angle of maximum intensity:  $C=0.0$   $\gamma=0.0$

Beam angle of C0 plane : 37.68

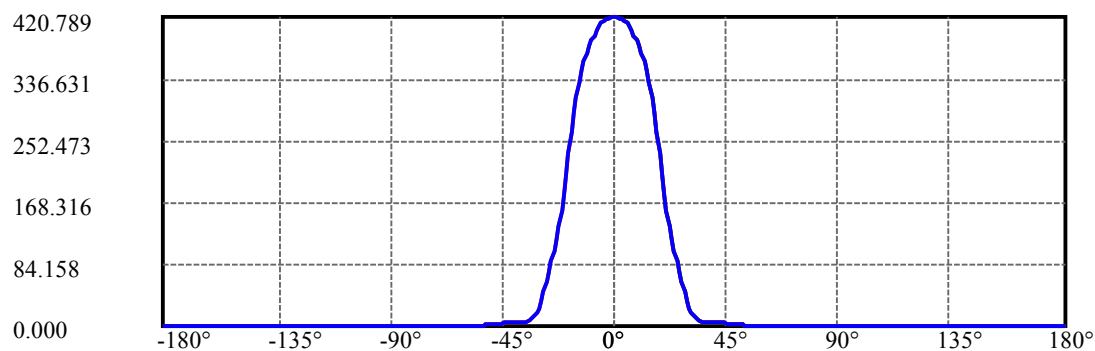
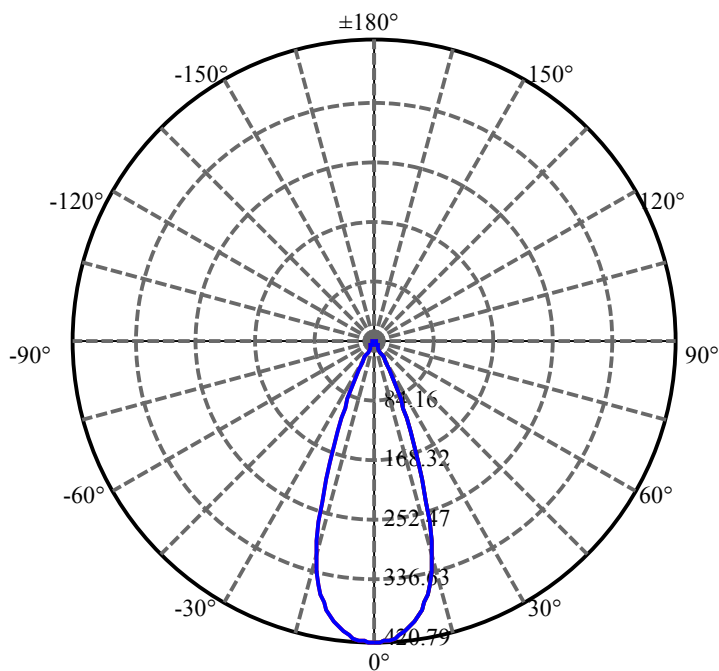
Average BeamAngle(IEC 61341): 37.68

---

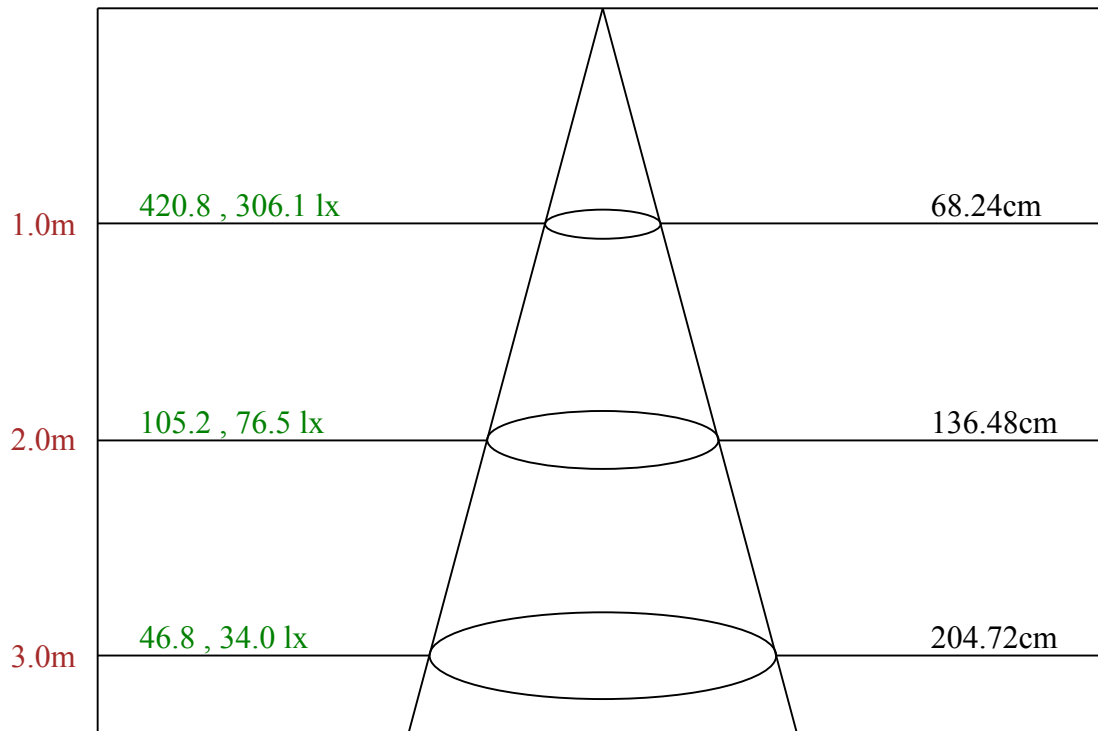
Equipment: equipamento lumini  
Temperature(°C): 25.5

Date: 29/01/2025  
Humidity(%): 55.0%

Operator: 01  
Distance(m): 6.90

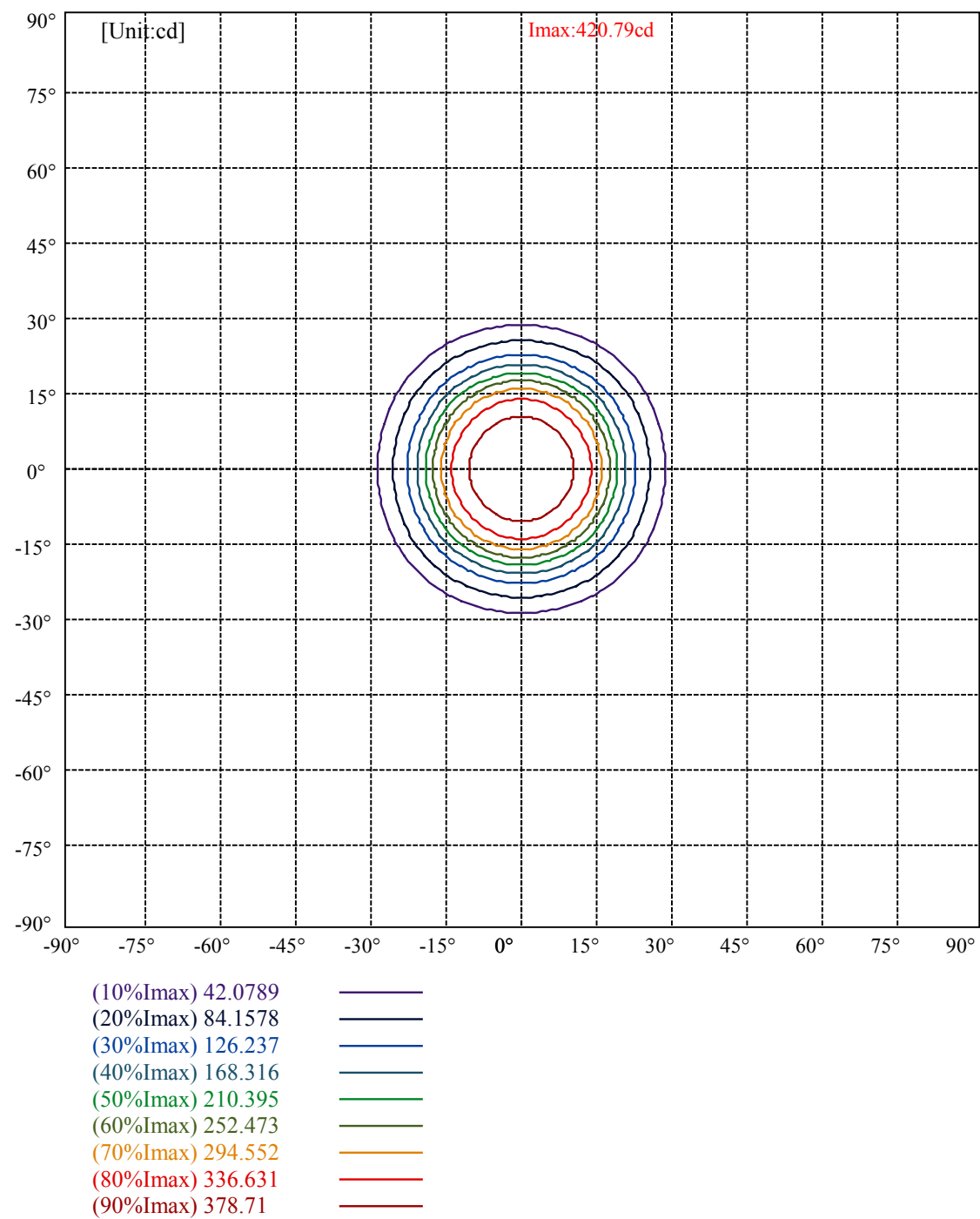


C0(Max):  
C0/C180:  
C90/C270:



Max , Ave

Beam angle of C0 plane 37.68



## lumini

### Luminance Limiting Curve(no luminous side)

Appendix Page: 5 Total:6

Luminance Table

$\gamma$	45	50	55	60	65	70	75	80	85
C0	7532	3753	2671	2571	2479	2806	3469	5171	9091
C45	7532	3753	2671	2571	2479	2806	3469	5171	9091
C90	7532	3753	2671	2571	2479	2806	3469	5171	9091

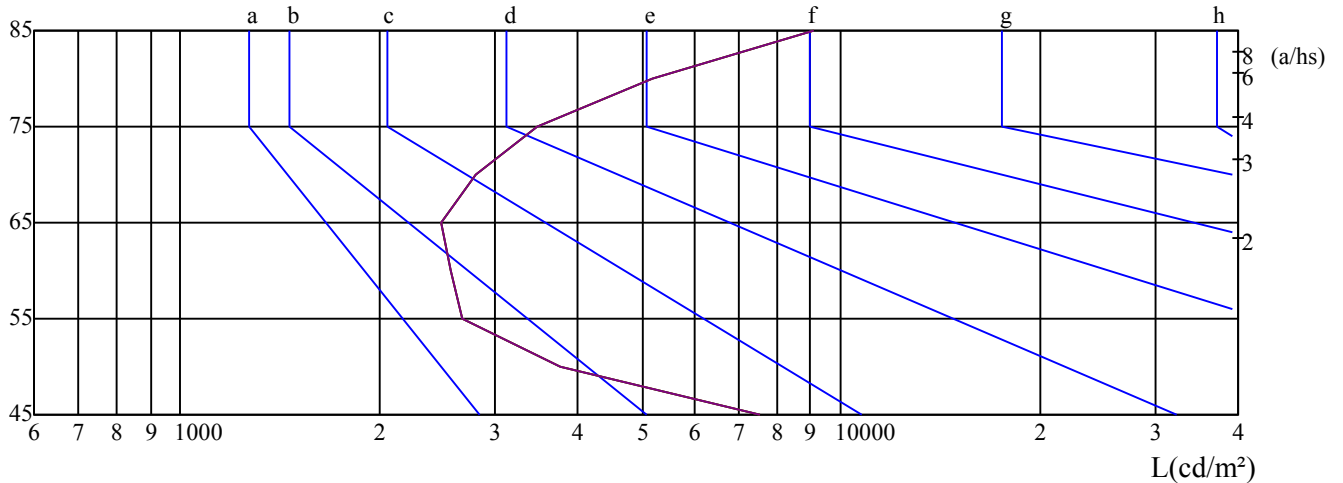
L(Hor)(65)	L(Ver)(65)	L45(65)	L(Hor)(75)	L(Ver)(75)	L45(75)	L(Hor)(85)	L(Ver)(85)	L45(85)
2479	2479	2479	3469	3469	3469	9091	9091	9091

Glare Table

Glare	Quality	Service Values Illuminance(lx)							
1.15	A	2000	1000	500	$\leq 300$				
1.5	B		2000	1000	500	$\leq 300$			
1.85	C			2000	1000	500	$\leq 300$		
2.2	D				2000	1000	500	$\leq 300$	
2.55	E					2000	1000	500	$\leq 300$
		a	b	c	d	e	f	g	h

Luminance Limiting Curve

$\gamma(^{\circ})$



C0 ———

C45 ———

C90 ———

Equipment: equipamento lumini  
Temperature( $^{\circ}$ C): 25.5

Date: 29/01/2025  
Humidity(%): 55.0%

Operator: 01  
Distance(m): 6.90

Illumination assessment according UGR											
Rf of Ceiling	70	70	50	50	30	70	70	50	50	30	
Rf of Wall	50	30	50	30	30	50	30	50	30	30	
Rf of Floor	20	20	20	20	20	20	20	20	20	20	
Room dimensions		Viewed crosswise					Viewed endwise				
X	Y										
2H	2H	7.75	8.65	8.15	9.01	9.38	8.47	9.37	8.87	9.73	10.10
	3H	8.53	9.34	8.96	9.72	10.12	9.13	9.94	9.56	10.32	10.72
	4H	9.27	10.01	9.71	10.41	10.83	9.76	10.51	10.20	10.91	11.33
	6H	10.30	10.98	10.76	11.41	11.86	10.71	11.39	11.17	11.81	12.26
	8H	10.99	11.64	11.46	12.07	12.53	11.32	11.97	11.79	12.40	12.86
	12H	11.76	12.37	12.23	12.81	13.28	12.12	12.74	12.59	13.17	13.64
4H	2H	7.82	8.57	8.26	8.97	9.39	8.47	9.22	8.91	9.61	10.04
	3H	8.92	9.54	9.38	9.98	10.45	9.41	10.04	9.88	10.48	10.94
	4H	9.96	10.50	10.44	10.97	11.47	10.35	10.89	10.83	11.35	11.85
	6H	11.28	11.76	11.79	12.25	12.75	11.58	12.05	12.09	12.55	13.05
	8H	12.16	12.61	12.69	13.10	13.63	12.39	12.83	12.92	13.33	13.86
	12H	13.12	13.53	13.65	14.02	14.59	13.41	13.81	13.93	14.31	14.87
8H	4H	10.35	10.79	10.87	11.29	11.81	10.68	11.12	11.20	11.62	12.14
	6H	11.99	12.35	12.53	12.87	13.43	12.22	12.58	12.76	13.10	13.66
	8H	13.13	13.43	13.70	13.99	14.53	13.30	13.60	13.87	14.16	14.71
	12H	14.32	14.54	14.89	15.10	15.67	14.55	14.78	15.13	15.34	15.91
12H	4H	10.48	10.88	11.00	11.37	11.94	10.79	11.20	11.32	11.69	12.26
	6H	12.28	12.58	12.85	13.14	13.69	12.49	12.79	13.06	13.35	13.90
	8H	13.47	13.70	14.05	14.26	14.83	13.63	13.86	14.21	14.41	14.99
Variation with the observer position at spacings:											
S = 1.0H		1.9/-1.7					1.9/-1.7				
S = 1.5H		2.5/-1.6					2.5/-1.6				
S = 2.0H		3.0/-1.3					3.0/-1.3				
Standard tables:		BKBF					BKBF				
Uncorrected UGR		-2.8					-2.8				

依据CIE Publ. 117 计算 UGR, S/H = 0.25